

Murray Scholls Town Center

RETAIL SPACE
AVAILABLE FOR LEASE

1,422 SF Retail Space Available



14845 SW Murray Scholls Drive | Beaverton, OR

Class A Community Center located at the key intersection of Murray Blvd. and Scholls Ferry Rd featuring over 197,000 SF of retail, office, and restaurant space.

Tenants include 24 Hour Fitness, Walgreens, Beaverton City Library, Starbucks, Chipotle, Pediatric Associates of Northwest, Murray Hills Martial Arts, Banner Bank, Chevron, Aveda, Murrayhill Taphouse, and Pizzicato.

Retail Space Available

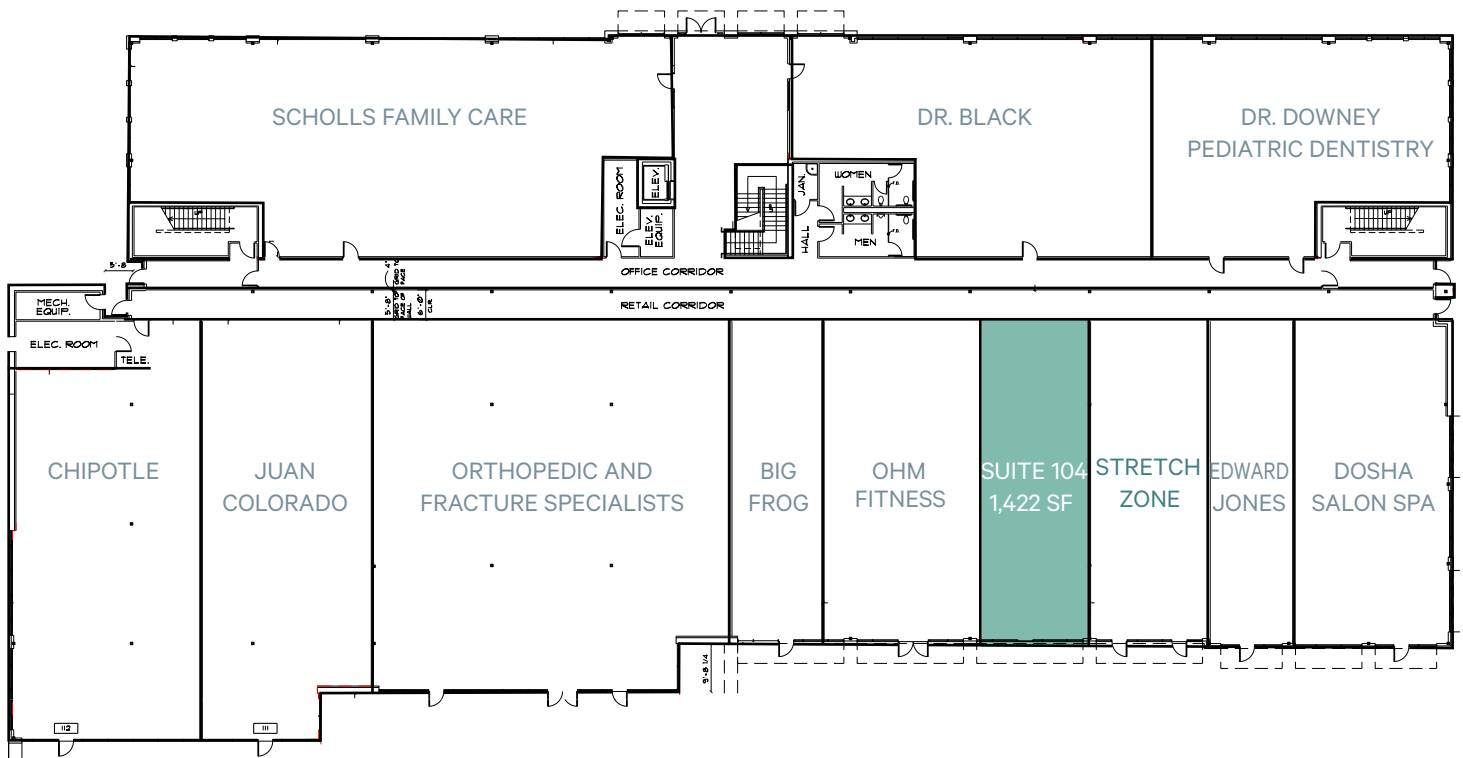
Building 3	Suite 104	1,422 SF	RETAIL SPACE
------------	-----------	----------	--------------

CBRE

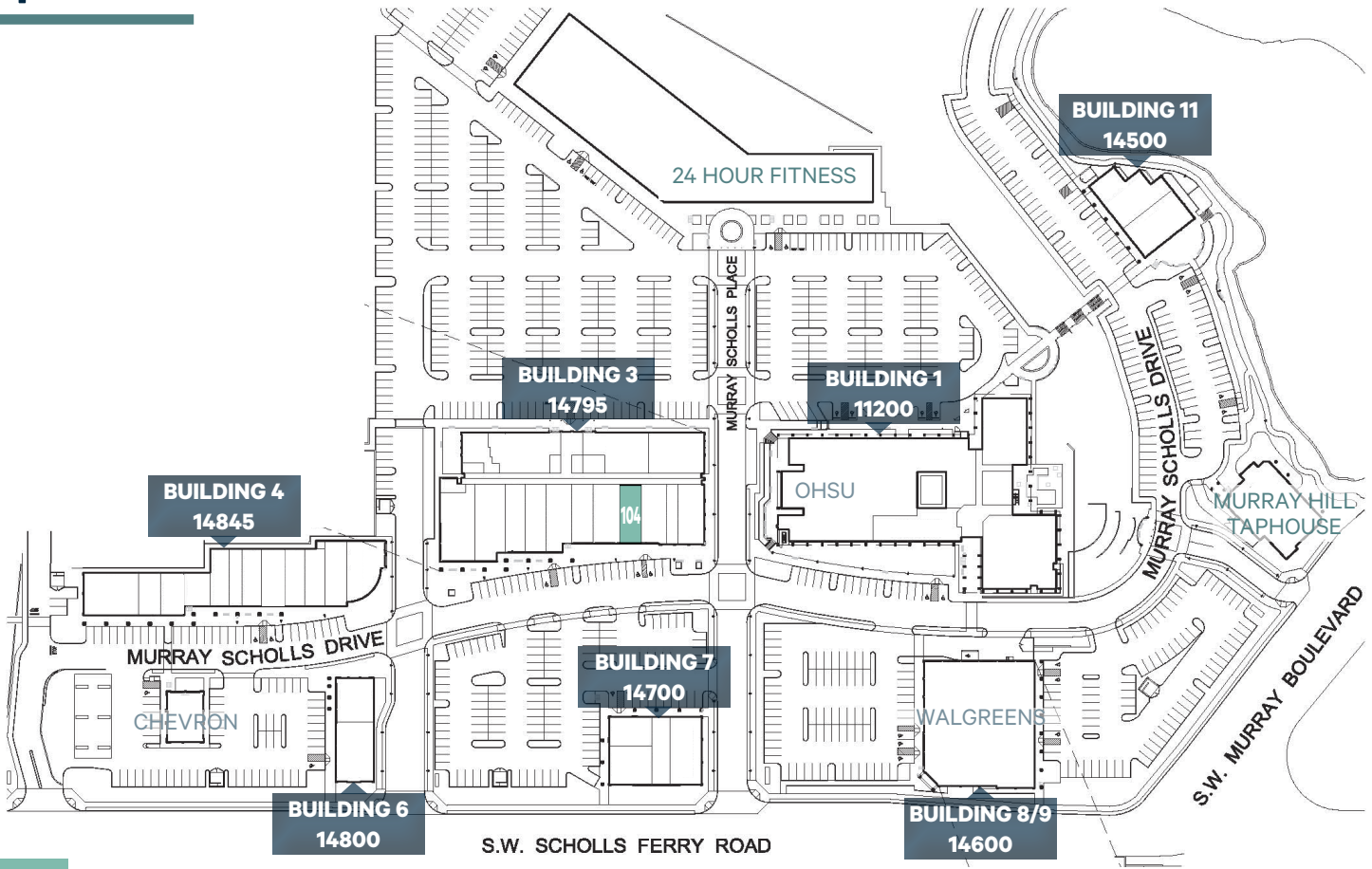
Retail Space Availabilities

BUILDING THREE

Suite 104: 1,422 SF



Space Plan



Available Spaces

BLDG 1 11200	BLDG 3 14795	BLDG 4 14845	BLDG 6 14800	BLDG 7 14700	BLDG 8/9 14600	BLDG 11 14500
Beaverton Library	Ruby Receptionists	MS Family Dental	Sushi Town	Jamba Juice	Walgreens	Murrayhill Dental
Murrayhill Martial Arts	Chipotle	Lauren Cleaners	Banner Bank	Murray Scholls Liquor	Subway	Cafe Murrayhill
OHSU Clinics	Juan Colorado	Postal Annex		Dickey's Barbecue Pit	The Joint	
Red Cross	Orthopedic + Fracture	Allstate		Five Guys	Vision Center	
	Big Frog	Cookie Cutters			Sport Clips	
	Edward Jones	Zen Nail Space			Starbucks	
	Dosha Salon Spa	Body & Brain Yoga				
	Pediatric Associates	Oasis Lebanese Cuisine				
	Dr. Black	Roxy's Island Grill				
	Dr. Downey	Hotplate				
	Stretch Zone	Pizzicato				
	OHM Fitness					
	Suite 104 1,422 SF					

2021 Demographics est.	1 Mile Radius	3 Mile Radius	5 Mile Radius
Population 2026 Projections	27,323	134,374	281,183
Population 2021 Estimate	25,312	126,621	264,807
Population 2010 Census	22,776	113,882	237,780
Population Growth 2021-2026	1.54%	1.20%	1.21%
Household 2026 Projections	11,491	51,822	110,445
Household 2021 Estimate	10,688	48,992	104,310
Household 2010 Census	7,289	38,138	83,016
Household Growth 2021-2026	1.46%	1.13%	1.15%
2021 Avg Household Income	\$112,133	\$112,284	\$106,931
2021 Med Household Income	\$88,609	\$87,950	\$81,703

Aerial map



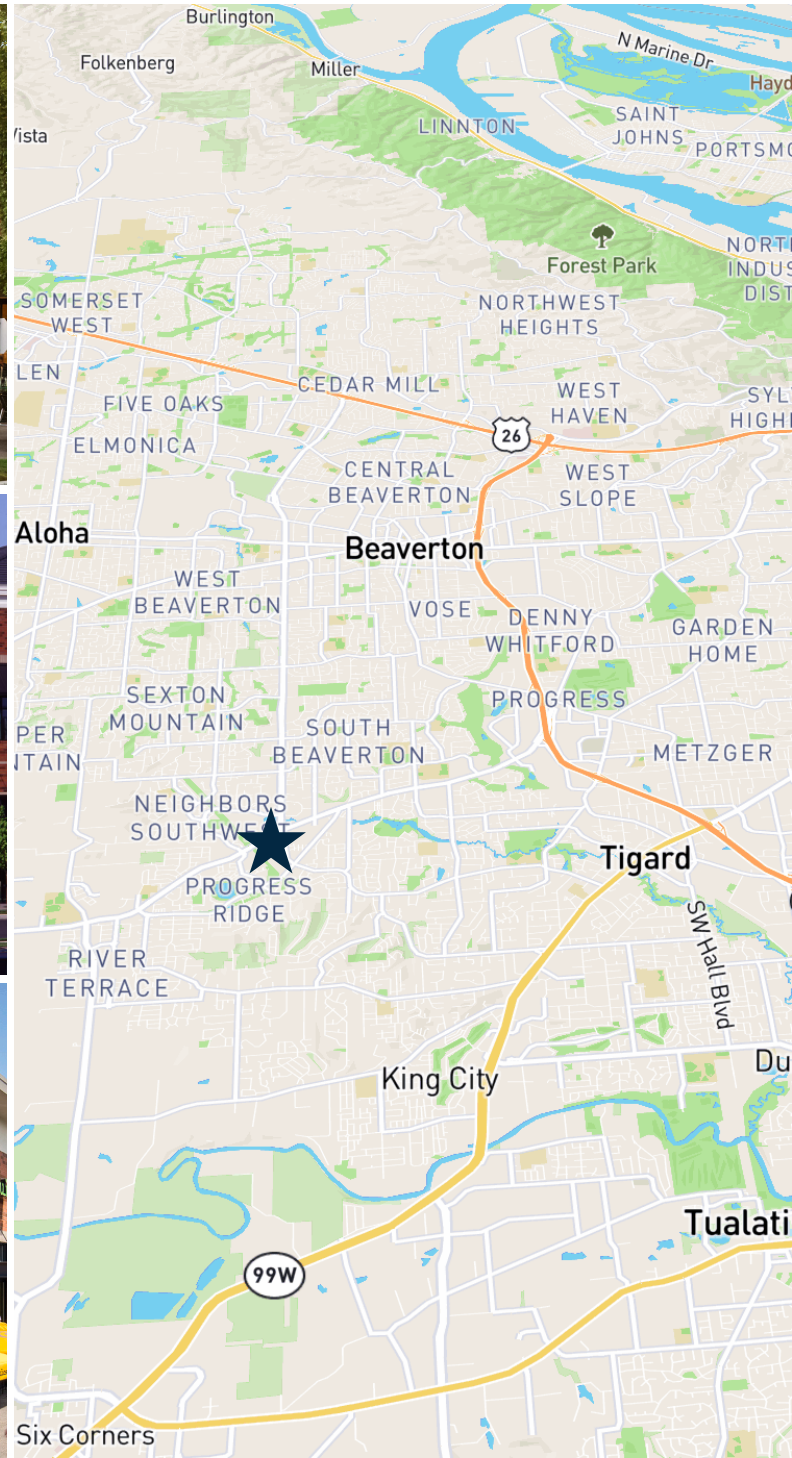
Aerial map



Murray Scholls Town Center

14845 SW Murray Scholls Drive | Beaverton, OR 97007

RETAIL SPACE AVAILABLE FOR LEASE



Contact Us

Austin A. Cain

Vice President
+1 503 221 4833
austin.cain@cbre.com
Licensed in OR

Taki Chalkiopoulos

Associate
+1 503 221 4832
taki.chalk@cbre.com
Licensed in OR

www.cbre.com/portland

© 2022 CBRE, Inc. All rights reserved. This information has been obtained from sources believed reliable, but has not been verified for accuracy or completeness. You should conduct a careful, independent investigation of the property and verify all information. Any reliance on this information is solely at your own risk. CBRE and the CBRE logo are service marks of CBRE, Inc. All other marks displayed on this document are the property of their respective owners, and the use of such logos does not imply any affiliation with or endorsement of CBRE. Photos herein are the property of their respective owners. Use of these images without the express written consent of the owner is prohibited.

